





The American Academy of Periodontology
737 N. Michigan Avenue, Suite 800
Chicago, IL 60611-2690
www.perio.org

©2002 The American Academy of Periodontology





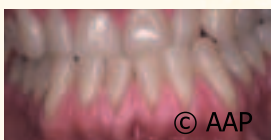
Root Coverage



Periodontal Plastic Surgery

Framework for the Perfect Smile

During root coverage, gum tissue from your palate or other materials are used to facilitate coverage of the exposed root. This can be done for one tooth or several teeth to even your gum line and reduce sensitivity.

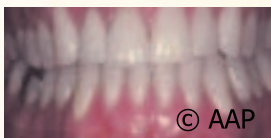


Orthodontics

Root coverage will enhance this patient's smile and thicken his gums, decreasing the risk of recession during orthodontic treatment.



Root coverage was completed in one surgery with a gingival graft and the patient underwent orthodontic therapy three months later.

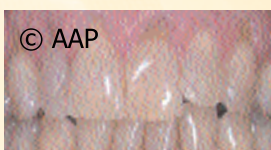


Final results after periodontal treatment and orthodontic therapy.

Photos by BL Butler, D.D.S.

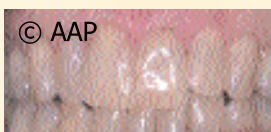
Reasons for Root Coverage

Soft tissue grafts can be used to cover roots, develop gum tissue where absent due to excessive gingival recession or to make prosthetic devices, such as dental implants, look natural. In some cases, they can cover exposed roots to protect them from decay and prepare teeth for orthodontic treatment. This may reduce tooth sensitivity and improve the esthetics of your smile as well.



Exposed Roots

This patient wanted to improve her smile.



Photos by BL Butler, D.D.S.

Root coverage was achieved as well as a significant thickening of the gums, which decreases her risk of obtaining periodontal diseases.



Dental Implant

This patient's front dental implant was partially exposed, creating an undesirable smile.



Photos by BL Butler, D.D.S.

A gingival graft was placed to cover the exposed implant so the restorations did not need to be replaced.